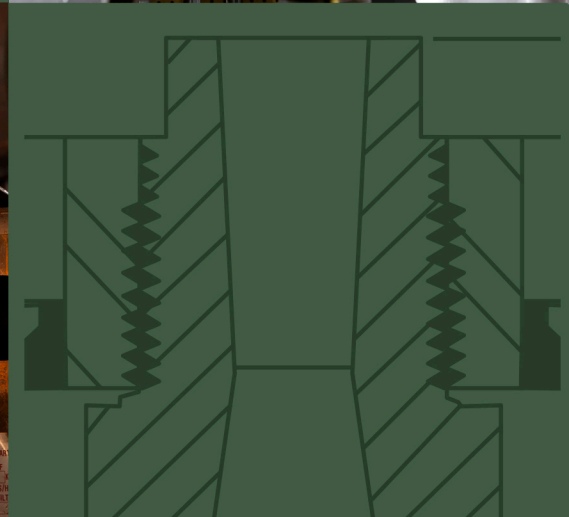
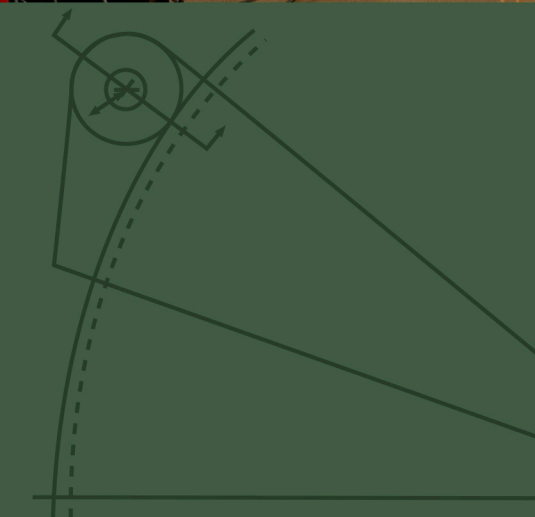
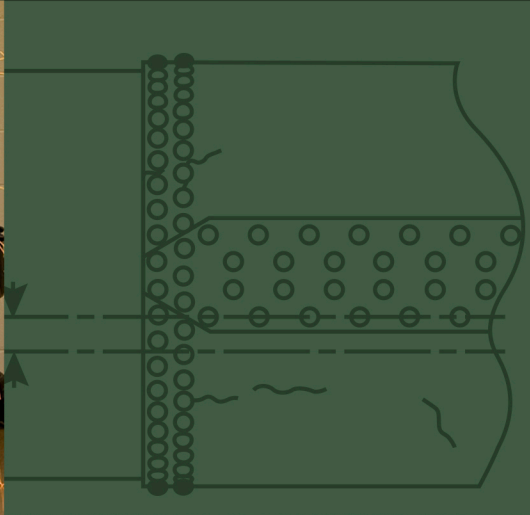




2013 NBIC

NATIONAL BOARD INSPECTION CODE



AN AMERICAN NATIONAL STANDARD

PART 1 INSTALLATION

2013 **NBIC**

PART 1, INSTALLATION

All charts, graphs, tables, and other criteria that have been reprinted from the *ASME Boiler and Pressure Vessel Code*, Sections I, IV, VIII, and X, are used with the permission of the American Society of Mechanical Engineers. All Rights Reserved.

NOTE: Pages ii through xvi are not part of this American National Standard.

Headquarters

1055 Crupper Avenue
Columbus, Ohio 43229-1183
614.888.8320
614.847.1828 Fax

Testing Laboratory

7437 Pingue Drive
Worthington, Ohio 43085-1715
614.888.8320
614.848.3474 Fax

Training & Conference Center

1065 Crupper Avenue
Columbus, Ohio 43229-1183
614.888.8320
614.847.5542 Fax

Inspection Training Center

1075 Crupper Avenue
Columbus, Ohio 43229-1183
614.888.8320
614.431.3208 Fax

Library of Congress Catalog Card No. 52-44738
Printed in the United States of America
All Rights Reserved

© 2013 The National Board of Boiler and Pressure
Vessel Inspectors

www.nationalboard.org

Board of Trustees

J.M. Given Jr.
Chairman

J.T. Amato
First Vice Chairman

G.L. Scribner
Second Vice Chairman

D.A. Douin
Secretary/Treasurer

D.J. Jenkins
Member at Large

J.H. Burpee
Member at Large

C. Cantrell
Member at Large

M. Washington
Member at Large

Advisory Committee

G.W. Galanes, P.E.
representing welding industries

K. Moore
representing National Board
certificate holders

L.J. McManamon Jr.
representing organized labor

M.J. Pischke
representing pressure vessel
manufacturers

B.R. Morelock, P.E.
representing boiler and
pressure vessel users

P.A. Molvie
representing boiler
manufacturers

R.V. Wielgozinski
representing authorized
inspection agencies
(insurance companies)

National Board Members

Alabama	Ralph P. Pate
Alaska	Chris Fulton
Arizona	Randall D. Austin
Arkansas	Dennis R. Hannon
California	Donald C. Cook
Colorado	Steve Nelson
Connecticut	No Member
Delaware	John J. Esch
Florida	Michael A. Burns
Georgia	Benjamin J. Crawford
Hawaii	Keith A. Rudolph
Idaho	No Member
Illinois	Clayton C. Novak
Indiana	Dan Willis
Iowa	Michael Klosterman
Kansas	Donald J. Jenkins
Kentucky	Rodney Handy
Louisiana	William Owens
Maine	John H. Burpee
Maryland	Karl J. Kraft
Massachusetts	Brian E. Logan
Michigan	William Vallance
Minnesota	Joel T. Amato
Mississippi	Kenneth L. Watson
Missouri	Gary L. Scribner
Montana	Timothy Stewart
Nebraska	Christopher B. Cantrell
Nevada	Roy L. Perry
New Hampshire	Darrell E. Mallory
New Jersey	Milton Washington
New Mexico	No Member
New York	Matthew Sansome
North Carolina	Jack M. Given Jr.
North Dakota	Robert Reetz
Ohio	Dean T. Jagger
Oklahoma	Dusty Pringnita
Oregon	Mark Kevin Perdue
Pennsylvania	Lawrence R. Kline
Rhode Island	Benjamin Anthony
South Carolina	Ronald W. Spiker
South Dakota	Ira M. Hinkle
Tennessee	Chad Wayne Bryan
Texas	Robby D. Troutt
Utah	Rick K. Sturm
Vermont	No Member
Virginia	Edward G. Hilton
Washington	Tony Oda
West Virginia	John F. Porcella
Wisconsin	Michael J. Verhagen
Chicago, IL	Michael J. Ryan
Detroit, MI	Gary Baumgardner
Los Angeles, CA	Cirilo S. Reyes
Milwaukee, WI	Paul M. Wilcox
New York, NY	William McGivney
Alberta	Ken K.T. Lau
British Columbia	Edward Hurd
Manitoba	No Member
New Brunswick	Eben L. Creaser
Newfoundland & Labrador	E. Dennis Eastman
Northwest Territories	Matthias Mailman
Nova Scotia	Peter Dodge
Nunavut Territory	No Member
Ontario	Anthony Scholl
Prince Edward Island	Steven R. Townsend
Quebec	Madiha M. Kotb
Saskatchewan	Christopher S. Selinger
Yukon Territory	No Member

National Board Inspection Code Committees

Main Committee

D. Cook, Chair
State of California

R. Wielgoszinski, Vice Chair
Hartford Steam Boiler Inspection and Insurance Company of Connecticut

R. Hough, Secretary
National Board

B. Anthony
State of Rhode Island

P. Bourgeois
Travelers

D. Canonico
Canonico & Associates

P. Edwards
CB & I

G. Galanes
Diamond Technical Services, Inc.

F. Hart
Furmanite Corporation

Larry McManamon
Great Lakes Area Apprenticeship Program

M. Mooney
Liberty Mutual

C. Hopkins
Seattle Boiler Works

R. Pate
State of Alabama

J. Pillow
Common Arc Corporation

R. Pulliam
Babcock & Wilcox Power and Generation Group

R. Reetz
State of North Dakota

J. Riley
Phillips 66

H. Richards
Southern Company

J. Richardson
Consultant—GE Oil and Gas

G. Scribner
State of Missouri

J. Sekely
Welding Services, Inc.

R. Snyder
Arise, Inc.

S. Staniszewski
US Department of Transportation

B. Schulte
NRG Texas, LP

M. Webb
Xcel Energy

Subcommittee for Installation (Part 1)

H. Richards, Chair
Southern Company

J. Bock, Secretary
National Board

P. Bourgeois
Travelers

G. Halley
ABMA

S. Konopacki
Midwest Generation

B. Moore
*Hartford Steam Boiler Inspection and
Insurance Company of Connecticut*

D. Patten
R.F. MacDonald Co.

P. Schuelke
Weil-McLain

G. Scribner
State of Missouri

R. Snyder
Arise, Inc.

H. Tyndall
Zurich Services Corp.

M. Wadkinson
Fulton Companies

Subgroup for Installation (Part 1)

Boilers

G. Scribner, Chair
State of Missouri

B. Moore, P.E., Vice Chair
*Hartford Steam Boiler Inspection and
Insurance Company of Connecticut*

J. Bock, Secretary
National Board

P. Bourgeois
Travelers

G. Halley, P.E.
ABMA

S. Konopacki
Midwest Generation

D. Patten
R.F. MacDonald Co.

P. Schuelke
Weil-McLane

R. Snyder
Arise, Inc.

H. Tyndall
Zurich Services Corp.

M. Wadkinson
Fulton Companies

Pressure Vessels and Piping

G. Scribner, Chair
State of Missouri

R. Snyder, Vice Chair
ARISE, Inc.

J. Bock, Secretary
National Board

P. Bourgeois
Travelers

G. Halley
ABMA

S. Konopacki
Midwest Generation

D. Patten
R.F. MacDonald Co.

H. Richards
Southern Company

H. Tyndall
Zurich Services Corp.

M. Wadkinson
Fulton Companies

Subcommittee for Inspection (Part 2)

M. Mooney, Chair
Liberty Mutual Insurance

S. Staniszewski, Vice Chair
US Department of Transportation

B. Smith, Secretary
National Board

T. Barker
FM Global

D. Canonico
Canonico & Associates

J. Getter
Worthington Cylinders

M. Horbaczewski
Midwest Generation

G. McRae
Trinity Industries, Inc.

V. Newton
One CIS

R. Pate
State of Alabama

R. Reetz
State of North Dakota

J. Richardson
Consultant-GE Oil and Gas

J. Riley
Phillips 66

J. Safarz
CEC Combustion Services Group

M. Schwartzwalder
Stress Engineering Services

P. Welch
Arise, Inc.

Subgroup for Inspection (Part 2)

General Requirements

J. Getter, Chair
Worthington Cylinders

B. Smith, Secretary
National Board

D. Canonico
Canonico & Associates

R. Dobbins
Zurich N.A.

M. Horbaczewski
Midwest Generation

G. McRae
Trinity Industries, Inc.

M. Mooney
Liberty Mutual Insurance

V. Mullins
Quality Steel

V. Newton
One CIS

J. Richardson
Consultant-GE Oil and Gas

R. Pate
State of Alabama

Specific Requirements

S. Staniszewski, Chair
US Department of Transportation

M. Schwartzwalder, Vice Chair
Stress Engineering Services

B. Smith, Secretary
National Board

T. Barker
FM Global

D. Canonico
Canonico & Associates

M. Clark
Structural Integrity Associates

R. Dobbins
Zurich N.A.

J. Getter
Worthington Cylinders

G. McRae
Trinity Industries, Inc.

M. Mooney
Liberty Mutual

V. Mullins
Quality Steel

J. Riley
Phillips 66

P. Welch
Arise, Inc.

Subcommittee for Repairs and Alterations (Part 3)

G. Galanes, Chair <i>Diamond Technical Services</i>	L. McManamon <i>Great Lakes Apprenticeship Program</i>
P. Edwards, Vice Chair <i>CB&I</i>	R. Milletti <i>Babcock & Wilcox</i>
J. McGimpsey, Secretary <i>National Board</i>	E. Ortman <i>Alstom Power Inc.</i>
B. Boseo <i>Graycor</i>	J. Pillow <i>Common Arc Corporation</i>
C. Bryan <i>State of Tennessee</i>	B. Schulte <i>NRG Texas, LP</i>
C. Hopkins <i>Seattle Boiler Works</i>	J. Sekely <i>Welding Services, Inc.</i>
W. Jones <i>Arise, Inc.</i>	W. Vallance <i>State of Michigan</i>
J. Larson <i>OneBeacon America Insurance Company</i>	M. Webb <i>Xcel Energy</i>

Subgroup for Repairs and Alterations (Part 3)

General Requirements

P. Edwards, Chair
CB&I

B. Schulte, Vice Chair
NRG Texas, LP

J. McGimpsey, Secretary
National Board

B. Boseo
Graycor

A. Bramucci
Alstom Power Inc.

F. Johnson
PBF Energy

C. Hopkins
Seattle Boiler Works

J. Larson
One Beacon America Insurance Company

L. McManamon
Great Lakes Apprenticeship Program

Brian Morelock
Eastman Chemical

E. Ortman
Alstom Power Inc.

R. Pulliam
The Babcock & Wilcox Company

B. Schaefer
AEP

R. Valdez
ARB Inc.

M. Webb
Xcel Energy

W. Sperko
Sperko Engineering Services

Specific Requirements

J. Pillow, Chair
Common Arc Corporation

W. Jones, Vice Chair
Arise, Inc.

J. McGimpsey, Secretary
National Board

B. Boseo
Graycor

C. Bryan
State of Tennessee

A. Bramucci
Alstom Power Inc.

G. Galanes
Diamond Technical Services

C. Hopkins
Seattle Boiler Works

Z. Jabal
Tampa Electric Company

F. Johnson
PBF Energy

L. McManamon
Great Lakes Apprenticeship Program

R. Miletti
Babcock & Wilcox

E. Ortman
Alstom Power Inc.

B. Schaefer
AEP

J. Sekely
Welding Services, Inc.

W. Sperko
Sperko Engineering Services

R. Valdez
ARB Inc.

W. Vallance
State of Michigan

Subcommittee for Pressure Relief Devices (Parts 1, 2, and 3)

F. Hart, Chair
Furmanite America Inc.

D. DeMichael
DuPont

A. Cox, Vice Chair
Industrial Value

R. Donalson
Tyco Valves and Controls

T. Beirne, Secretary
National Board

R. McCaffrey
Quality Valve

B. Anthony
State of Rhode Island

B. Nutter
DuPont

M. Brodeur
International Valve & Instr. Corp.

T. Patel
Farris Engineering

S. Cammeresi
CCR

K. Simmons
Crane Energy

R. Dobbins
Zurich N.A.

Special Subgroups for Installation, Inspection, and Repairs and Alterations (Parts 1, 2, and 3)

Locomotive Boilers

L. Moedinger, Chair
Strasburg Railroad

D. McCormack
Consultant

M. Janssen, Vice Chair
Vapor Locomotive Company

G. Ray
Tennessee Valley Authority

R. Schueler
National Board

R. Reetz
State of North Dakota

D. Griner
Wasatch Railroad Contractors

G. Scerbo
Federal Railroad Administration

S. Butler
Midwest Locomotive & Machine Works

R. Stone
ABB/Combustion Engineering

D. Conrad
Valley Railroad Co.

R. Yuill
Consultant

R. Franzen
Steam Services of America

S. Jackson
D & SNG

S. Lee
Union Pacific Railroad

Special Subgroups for Installation, Inspection, and Repairs and Alterations (Parts 1, 2, and 3)

Graphite

E. Soltow, Chair
SGL Carbon Group/SGL Technic

F. Brown, Secretary
National Board

W. Banker
Graphite Repairs, Inc

T. Bonn
Carbone of America

K. Cummins
Louisville Graphite

S. Malone
Carbone of America

M. Minick
One CIS Insurance

A. Stupica
SGL Carbon Group/SGL Technic

Fiber-Reinforced Pressure Vessels

B. Shelley, Chair
DuPont

F. Brown, Secretary
National Board

J. Bustillos
Bustillos and Consultants

T. Cowley
Dupont

R. Crawford
L&M Fiberglass

D. Eisberg
Energy Recovery Inc.

T. Fowler
Retired/Spicewood, TX

M. Gorman
Digital Wave

D. Hodgkinson
Consultant

D. Keeler
The Dow Chemical Company

N. Newhouse
Lincoln Composites

J. Richter
Plant Maintenance Services, Inc.

Historical Boilers

R. Reetz, Chair
State of North Dakota

T. Dillion, Vice Chair
Deltak

B. Smith, Secretary
National Board

R. Bryce
Heartland Software Solutions

F. Johnson
PBF Energy

J. Larson
*One Beacon America
Insurance Company*

D. Rupert
Consultant

M. Wahl
WHSEA

National Board Inspection Code
2013 Edition
Date of Issue — July 1, 2013

This code was developed under procedures accredited as meeting the criteria for American National Standards. The Consensus Committee that approved the code was balanced to ensure that individuals from competent and concerned interests had an opportunity to participate. The proposed code was made available for public review and comment, which provided an opportunity for additional public input from industry, academia, regulatory and jurisdictional agencies, and the public-at-large.

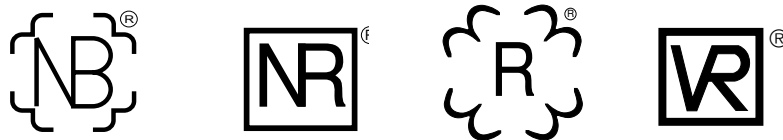
The National Board does not “approve,” “rate,” or “endorse” any item, construction, proprietary device, or activity.

The National Board does not take any position with respect to the validity of any patent rights asserted in connection with any items mentioned in this document, and does not undertake to insure anyone utilizing a standard against liability for infringement of any applicable Letters Patent, nor assume any such liability. Users of a code are expressly advised that determination of the validity of any such patent rights, and the risk of infringement of such rights, is entirely their own responsibility.

Participation by federal agency representative(s) or person(s) affiliated with industry is not to be interpreted as government or industry endorsement of this code.

The National Board accepts responsibility for only those interpretations issued in accordance with governing National Board procedures and policies that preclude the issuance of interpretations by individual committee members.

The footnotes in this document are part of this American National Standard.



The above National Board symbols are registered with the US Patent Office.

“National Board” is the abbreviation for The National Board of Boiler and Pressure Vessel Inspectors.

No part of this document may be reproduced in any form, in an electronic retrieval system or otherwise, without the prior written permission of the publisher.

Foreword

The National Board of Boiler and Pressure Vessel Inspectors is an organization composed of Chief Inspectors for the states, cities, and territories of the United States and provinces and territories of Canada. It is organized for the purpose of promoting greater safety to life and property by securing concerted action and maintaining uniformity in post-construction activities of pressure-retaining items, thereby ensuring acceptance and interchangeability among Jurisdictional authorities responsible for the administration and enforcement of various codes and standards.

In keeping with the principles of promoting safety and maintaining uniformity, the National Board originally published the NBIC in 1946, establishing rules for inspection and repairs to boilers and pressure vessels. The National Board Inspection Code (NBIC) Committee is charged with the responsibility for maintaining and revising the NBIC. In the interest of public safety, the NBIC Committee decided, in 1995, to revise the scope of the NBIC to include rules for installation, inspection, and repair or alteration to boilers, pressure vessels, piping, and nonmetallic materials.

In 2007, the NBIC was restructured into three Parts specifically identifying important post-construction activities involving safety of pressure-retaining items. This restructuring provides for future expansion, transparency, and uniformity, ultimately improving public safety.

The NBIC Committee's function is to establish rules of safety governing post-construction activities for the installation, inspection, and repair and alteration of pressure-retaining items, and to interpret these rules when questions arise regarding their intent. In formulating the rules, the NBIC Committee considers the needs and concerns of individuals and organizations involved in the safety of pressure-retaining items. The objective of the rules is to afford reasonably certain protection of life and property, so as to give a reasonably long, safe period of usefulness. Advancements in design and material and the evidence of experience are recognized.

The rules established by the NBIC Committee are not to be interpreted as approving, recommending, or endorsing any proprietary or specific design, or as limiting in any way an organization's freedom to choose any method that conforms to the NBIC rules.

The NBIC Committee meets regularly to consider revisions of existing rules, formulation of new rules, and to respond to requests for interpretations. Requests for interpretation must be addressed to the NBIC Secretary in writing and must give full particulars in order to receive Committee consideration and a written reply. Proposed revisions to the Code resulting from inquiries will be presented to the NBIC Committee for appropriate action.

Proposed revisions to the Code approved by the NBIC Committee are submitted to the American National Standards Institute and published on the National Board Website to invite comments from all interested persons. After the allotted time for public review and final approval, the new edition is published.

Organizations or users of pressure-retaining items are cautioned against making use of revisions that are less restrictive than earlier requirements without having assurance that they have been accepted by the Jurisdiction where the pressure-retaining item is installed.

The general philosophy underlying the NBIC is to parallel those provisions of the original code of construction, as they can be applied to post-construction activities.

The NBIC does not contain rules to cover all details of post-construction activities. Where complete details are not given, it is intended that individuals or organizations, subject to the acceptance of the Inspector and Jurisdiction when applicable, provide details for post-construction activities that will be as safe as otherwise provided by the rules in the original code of construction.

Activities not conforming to the rules of the original code of construction or the NBIC must receive specific approval of the Jurisdiction, who may establish requirements for design, construction, inspection, testing, and documentation.

There are instances where the NBIC serves to warn against pitfalls; but the Code is not a handbook, and cannot substitute for education, experience, and sound engineering judgment.

It is intended that this edition of the NBIC not be retroactive. Unless the Jurisdiction imposes the use of an earlier edition, the latest effective edition is the governing document.

Introduction

It is the purpose of the National Board Inspection Code (NBIC) to maintain the integrity of pressure-retaining items by providing rules for installation, and after the items have been placed into service, by providing rules for inspection and repair and alteration, thereby ensuring that these items may continue to be used safely.

The NBIC is intended to provide rules, information and guidance to manufacturers, Jurisdictions, inspectors, owner-users, installers, contractors, and other individuals and organizations performing or involved in post-construction activities, thereby encouraging the uniform administration of rules pertaining to pressure-retaining items.

Scope

The NBIC recognizes three important areas of post-construction activities where information, understanding, and following specific requirements will promote public and personal safety. These areas include:

- Installation
- Inspection
- Repairs and Alterations

The NBIC provides rules, information, and guidance for post-construction activities, but does not provide details for all conditions involving pressure-retaining items. Where complete details are not provided in this Code, the Code user is advised to seek guidance from the Jurisdiction and from other technical sources.

The words shall, should, and may are used throughout the NBIC and have the following intent:

- Shall – action that is mandatory and required.
- Should – indicates a preferred but not mandatory means to accomplish the requirement unless specified by others such as the Jurisdiction.
- May – permissive, not required or a means to accomplish the specified task.

Organization

The NBIC is organized into three Parts to coincide with specific post-construction activities involving pressure-retaining items. Each Part provides general and specific rules, information, and guidance within each applicable post-construction activity. Other NBIC Parts or other published standards may contain additional information or requirements needed to meet the rules of the NBIC. Specific references are provided in each Part to direct the user where to find this additional information. NBIC Parts are identified as:

- Part 1, Installation – This Part provides requirements and guidance to ensure all types of pressure-retaining items are installed and function properly. Installation includes meeting specific safety criteria for construction, materials, design, supports, safety devices, operation, testing, and maintenance.
- Part 2, Inspection – This Part provides information and guidance needed to perform and document inspections for all types of pressure-retaining items. This Part includes information on personnel safety, non-destructive examination, tests, failure mechanisms, types of pressure equipment, fitness for service, risk-based assessments, and performance-based standards.

- Part 3, Repairs and Alterations – This Part provides information and guidance to perform, verify, and document acceptable repairs or alterations to pressure-retaining items regardless of code of construction. Alternative methods for examination, testing, heat treatment, etc., are provided when the original code of construction requirements cannot be met. Specific acceptable and proven repair methods are also provided.

Each NBIC Part is divided into major Sections as outlined in the Table of Contents.

Tables, charts, and figures provide relevant illustrations or supporting information for text passages, and are designated with numbers corresponding to the paragraph they illustrate or support within each Section. Multiple tables, charts, or figures referenced by the same paragraph will have additional letters reflecting the order of reference. Tables, charts, and figures are located in or after each major Section within each NBIC Part.

Text Identification and Numbering

Each page in the text will be designated in the top header with the publication's name, part number, and part title. The numbering sequence for each section begins with the section number followed by a dot to further designate major Sections (e.g., 1.1, 1.2, 1.3). Major Sections are further subdivided using dots to designate subsections within that major Section (e.g., 1.1.1, 1.2.1, 1.3.1). Subsections can further be divided as necessary.

Paragraphs under Sections or Subsections shall be designated with small letters in parenthesis [e.g., a), b), c)] and further subdivided using numbers in parentheses [e.g., 1), 2), 3)]. Subdivisions of paragraphs beyond this point will be designated using a hierarchical sequence of letters and numbers followed by a dot.

Example: 2.1 Major Section
 2.1.1 Section
 2.1.2 Section
 2.1.2. Subsection
 a) paragraph
 b) paragraph
 1) subparagraph
 2) subparagraph
 a. subdivisions
 1. subdivisions
 2. subdivisions
 b. subdivisions
 1. subdivisions
 2. subdivisions

Tables and figures will be designated with the referencing Section or Subsection identification. When more than one table or figure is referenced in the same Section or Subsection, letters or numbers in sequential order will be used following each Section or Subsection identification.

Supplements

Supplements are contained in each Part of the NBIC to designate information pertaining only to a specific type of pressure-retaining item (e.g., Locomotive Boilers, Historical Boilers, Graphite Pressure Vessels.) Supplements follow the same numbering system used for the main text, preceded by the letter "S." Each page of the Supplement will identify the Supplement number and name in the top heading.

Editions

Editions, which include revisions and additions to this Code, are published every two years. Editions are permissive on the date issued and become mandatory six months after the date of issue.

Interpretations

On request, the NBIC Committee will render an interpretation of any requirement of this Code. Interpretations are provided for each Part and are specific to the Code edition and addenda referenced in the interpretation. Interpretations provide information only and are not part of this Code.

Jurisdictional Precedence

Reference is made throughout this Code to the requirements of the "Jurisdiction." Where any provision herein presents a direct or implied conflict with any jurisdictional regulation, the Jurisdictional regulation shall govern.

Units of Measurement

Both U.S. customary units and metric units are used in the NBIC. The value stated in U.S. customary units or metric units is to be regarded separately as the standard. Within the text, the metric units are shown in parentheses. In Supplement 6, from Parts 2 and 3, Continued Service and Inspection of DOT Transport Tanks, however, the metric units are shown first with the U.S. customary units shown in parentheses.

U.S. customary units or metric units may be used with this edition of the NBIC, but one system of units shall be used consistently throughout a repair or alteration of pressure-retaining items. It is the responsibility of National Board accredited repair organizations to ensure the appropriate units are used consistently throughout all phases of work. This includes materials, design, procedures, testing, documentation, and stamping. The NBIC policy for metrication is outlined in each Part of the NBIC.

Accreditation Programs

The National Board administers and accredits three specific repair programs¹ as shown below:

- “R”.....Repairs and Alterations to Pressure-Retaining Items
- “VR”.....Repairs to Pressure Relief Valves
- “NR”.....Repair and Replacement Activities for Nuclear Items

Part 3, Repairs and Alterations, of the NBIC describes the administrative requirements for the accreditation of these repair organizations.

The National Board also administers and accredits four specific inspection agency programs as shown below:

New Construction

Criteria for Acceptance of Authorized Inspection Agencies for New Construction (NB-360)

Inservice

Qualifications and Duties for Authorized Inspection Agencies (AIAs) Performing In-service Inspection Activities and Qualifications for Inspectors of Boilers and Pressure Vessels (NB-369)

Owner-User

Accreditation of Owner-User Inspection Organizations (OUIO) Owners or users may be accredited for both a repair and inspection program provided the requirements for each accreditation program are met (NB-371)

Federal Government

Qualifications and Duties for Federal Inspection Agencies (FIAs) Performing Inservice Inspection Activities (NB-390)

These programs can be viewed on the National Board Website. For questions or further information regarding these programs, contact:

The National Board of Boiler and Pressure Vessel Inspectors
 1055 Crupper Avenue
 Columbus, OH 43229-1183
 Phone — 614.888.8320
 Fax — 614.847.1828
 Website — www.nationalboard.org

Certificates of Authorization for Accreditation Programs

Any organization seeking an accredited program may apply to the National Board to obtain a Certificate of Authorization for the requested scope of activities. A confidential review shall be conducted to evaluate the organization’s quality system. Upon completion of the evaluation, a recommendation will be made to the National Board regarding issuance of a Certificate of Authorization.

Certificate of Authorization scope, issuance, and revisions for National Board accreditation programs are specified in the applicable National Board procedures. When the quality system requirements of the appropriate accreditation program have been met, a Certificate of Authorization and appropriate National Board symbol stamp shall be issued.

¹ Caution, some Jurisdictions may independently administer a program of authorization for organizations to perform repairs and alterations within that Jurisdiction.

2013 **NBIC**

PART 1, INSTALLATION

All charts, graphs, tables, and other criteria that have been reprinted from the *ASME Boiler and Pressure Vessel Code*, Sections I, IV, VIII, and X are used with the permission of the American Society of Mechanical Engineers. All Rights Reserved.

PART 1 — INSTALLATION TABLE OF CONTENTS

National Board Contact Information	II
NB Board of Trustees / Advisory Committee Members	III
National Board Members	IV
NBIC Committee Structure	V
National Board Inspection Code Edition / Addendum	XI
Foreword	XII
Introduction.....	XIV
Section 1 General Guidelines.....	7
1.1 Introduction	8
1.2 Purpose	8
1.3 Application of these Rules	8
1.4 Certification, Inspection, and Jurisdictional Requirements	9
1.4.1 Responsibility	9
1.4.2 Equipment Certification	9
1.4.3 Jurisdictional Review	9
1.4.4 Inspection	10
1.4.5 <i>Boiler Installation Report</i>	10
1.4.5.1 <i>Boiler Installation Report I-1</i>	11
1.4.5.1.1 Guide for Completing National Board <i>Boiler Installation Report</i>	12
Section 2 Power Boilers	15
2.1 Scope	16
2.2 Definitions	16
2.3 General Requirements	16
2.3.1 Supports, Foundations, and Settings	16
2.3.2 Structural Steel	16
2.3.3 Clearances	16
2.4 Boiler Room Requirements	17
2.4.1 Exit	17
2.4.2 Ladders and Runways	17
2.4.3 Drains	18
2.4.4 Water (Cleaning)	18
2.5 Source Requirements	18
2.5.1 Feedwater	18
2.5.1.1 Volume	18
2.5.1.2 Connection	18
2.5.1.3 Pumps	19
2.5.1.4 Valves	19
2.5.2 Fuel	20
2.5.3 Electrical	20
2.5.3.1 Wiring	20
2.5.3.2 Remote Emergency Shutdown Switches	20
2.5.3.3 Controls and Heat-Generating Apparatus	21
2.5.4 Ventilation and Combustion Air	21
2.5.5 Lighting	21
2.5.6 Emergency Valves and Controls	22
2.6 Discharge Requirements	22

2.6.1	Chimney or Stack	22
2.6.2	Ash Removal	22
2.6.3	Drains	22
2.6.3.1	Connection	22
2.6.3.2	Pressure Rating	22
2.6.3.3	Parts	23
2.7	Operating Systems	23
2.7.1	Breeching and Dampers	23
2.7.2	Burners and Stokers	23
2.7.3	Steam Supply	23
2.7.4	Condensate and Return	24
2.7.5	Blowoff	24
2.8	Controls and Gages	26
2.8.1	Water	26
2.8.2	Pressure Gage	27
2.8.2.1	Connection	27
2.8.3	Temperature	27
2.9	Pressure Relief Valves	27
2.9.1	Valve Requirements — General	27
2.9.1.1	Number	28
2.9.1.2	Location	28
2.9.1.3	Capacity	28
2.9.1.4	Set Pressure	30
2.9.2	Forced-Flow Steam Generator	30
2.9.3	Superheaters	31
2.9.4	Economizers	31
2.9.5	Pressure-Reducing Valves	31
2.9.6	Mounting and Discharge Requirements	32
2.10	Testing and Acceptance	33
2.10.1	General	33
2.10.2	Pressure Test	33
2.10.3	Nondestructive Examination	33
2.10.4	System Testing	34
2.10.5	Final Acceptance	34
2.10.6	Boiler Installation Report	34
2.11	Tables and Figures	34
Section 3	Steam Heating Boilers, Hot-Water Heating Boilers, Hot-Water Supply Boilers, and Potable Water Heaters	35
3.1	Scope	36
3.2	Definitions	36
3.3	General Requirements	36
3.3.1	Supports	36
3.3.1.1	Methods of Support for Steam Heating, Hot-Water Heating, and Hot-Water Supply Boilers	36
3.3.2	Settings	38
3.3.3	Structural Steel	38
3.3.4	Clearances	38
3.4	Boiler Room Requirements	39
3.4.1	Exit	39
3.4.2	Ladders and Runways	39
3.5	Source Requirements	40
3.5.1	Water	40
3.5.2	Fuel	40
3.5.3	Electrical	40
3.5.4	Ventilation and Combustion Air	41
3.5.5	Lighting	41
3.5.6	Emergency Valves and Controls	41

3.6	Discharge Requirements	42
3.6.1	Chimney or Stack	42
3.6.2	Ash Removal	42
3.6.3	Drains	42
3.7	Operating Systems	42
3.7.1	Oil Heaters	42
3.7.2	Breeching and Dampers	42
3.7.3	Burners and Stokers	42
3.7.4	Feedwater, Makeup Water, and Water Supply	43
3.7.5	Stop Valves	43
3.7.5.1	Steam Heating, Hot-Water Heating, and Hot-Water Supply Boilers	43
3.7.5.2	Potable Water Heaters	47
3.7.6	Return Pipe Connections	47
3.7.7	Bottom Blowoff and Drain Valves	47
3.7.7.1	Steam Heating, Hot-Water Heating, and Hot-Water Supply Boilers	47
3.7.7.2	Potable Water Heaters	49
3.7.8	Modular Steam Heating and Hot-Water Heating Boilers	50
3.7.8.1	Individual Modules	50
3.7.8.2	Assembled Modular Boilers	50
3.7.9	Provisions for Thermal Expansion	50
3.7.9.1	Expansion Tanks and Piping for Steam Heating, Hot-Water Heating, Hot-Water Supply Boilers	50
3.7.9.2	Expansion Tanks and Piping For Potable Water Heaters	52
3.8	Instruments, Fittings, and Controls	54
3.8.1	Steam Heating Boilers	54
3.8.1.1	Steam Gages	54
3.8.1.2	Water Gage Glasses	55
3.8.1.3	Water Column and Water Level Control Pipes	55
3.8.1.4	Pressure Control	56
3.8.1.5	Automatic Low-Water Fuel Cutoff and/or Water Feeding Device	56
3.8.1.6	Modular Steam Heating Boilers	56
3.8.1.7	Instruments, Fittings, and Controls Mounted Inside Boiler Jackets	57
3.8.2	Hot-Water Heating or Hot-Water Supply Boilers	57
3.8.2.1	Pressure or Altitude Gages	57
3.8.2.2	Thermometers	57
3.8.2.3	Temperature Control	57
3.8.2.4	Low-Water Fuel Cutoff	58
3.8.2.5	Modular Hot-Water Heating Boilers	58
3.8.2.6	Instruments, Fittings, and Controls Mounted Inside Boiler Jackets.....	58
3.8.3	Potable Water Heaters	59
3.8.3.1	Temperature Controls	59
3.8.3.2	Thermometer	59
3.9	Pressure-Relieving Valves	59
3.9.1	Safety Valve Requirements — General	59
3.9.1.1	Mounting Safety and Safety Relief Valves for Steam Heating, Hot-Water Heating, and Hot-Water Supply Boilers	59
3.9.1.1.1	Permissible Mounting	59
3.9.1.1.2	Requirements for Common Connections for Two or More Valves	60
3.9.1.2	Threaded Connections	60
3.9.1.3	Prohibited Mountings	60
3.9.1.4	Use of Shutoff Valves Prohibited	60
3.9.1.5	Safety and Safety Relief Valve Discharge Piping	60
3.9.1.6	Temperature and Pressure Safety Relief Valves	60
3.9.2	Safety Valve Requirements for Steam Boilers	61
3.9.3	Safety Relief Valve Requirements for Hot-Water Heating or Hot-Water Supply Boilers	62
3.9.4	Safety Relief Valve Requirements for Potable Water Heaters	63
3.9.4.1	Installation	64
3.9.4.2	Permissible Mountings	64

3.9.4.3	Requirements for Common Connection for Two or More Valves	64
3.9.4.4	Threaded Connections	64
3.9.4.5	Prohibited Mountings	64
3.9.4.6	Use of Shutoff Valves Prohibited	64
3.9.4.7	Safety Relief Valve Discharge Piping	65
3.9.5	Safety and Safety Relief Valves for Tanks and Heat Exchangers	65
3.9.5.1	Steam to Hot-Water Supply	65
3.9.5.2	High-Temperature Water to Water Heat Exchanger	65
3.9.5.3	High-Temperature Water to Steam Heat Exchanger	65
3.10	Testing and Acceptance	65
3.10.1	Pressure Test	65
3.10.2	Final Acceptance	66
3.10.3	<i>Boiler Installation Report</i>	66
3.11	Tables and Figures	66
Section 4	Pressure Vessels.....	67
4.1	Scope	68
4.2	Definitions	68
4.3	General Requirements	68
4.3.1	Supports	68
4.3.2	Clearances	68
4.3.3	Piping	68
4.3.4	Bolting	69
4.4	Instruments and Controls	69
4.4.1	Level Indicating Devices	69
4.4.2	Pressure Indicating Devices	69
4.5	Pressure Relief Devices	69
4.5.1	Device Requirements	69
4.5.2	Number of Devices	69
4.5.3	Location	70
4.5.4	Capacity	70
4.5.5	Set Pressure	70
4.5.6	Installation and Discharge Piping Requirements	71
4.6	Testing and Acceptance	72
4.7	Requirements for Hot Water Storage Tanks	72
4.7.1	Supports	72
4.7.2	Clearance and Acceptability	72
4.7.3	Safety Relief Devices	72
4.7.4	Thermometers	73
4.7.5	Shut Off Valves	73
4.7.6	Testing and Acceptance	73
Section 5	Piping	75
5.1	Scope	76
5.2	General Requirements	76
5.2.1	Additions to Existing Piping	76
5.2.2	Proximity to Other Equipment and Structures	76
5.2.3	Flanges and Other Non-Welded Joints	76
5.2.4	Valves	76
5.2.5	Materials	77
5.2.6	Hangers and Supports	77
5.2.7	Protection and Cleaning	77
5.2.8	Welding and Brazing	77
5.2.9	Bolting	77
5.3	Pressure Relief Devices	77
5.3.1	Device Requirements	79
5.3.2	Number of Devices	79
5.3.3	Location	79

5.3.4	Capacity	78
5.3.5	Set Pressure	78
5.3.6	Inlet and Discharge Piping Requirements	79
5.4	Examination, Inspection, and Testing	80
Section 6	Supplements	81
Supplement 1	Installation of Yankee Dryers (Rotating Cast-Iron Pressure Vessels) with Finished Shell Outer Surfaces	82
S1.1	Scope	82
S1.2	Assessment of Installation.....	82
S1.3	Determination of Allowable Operating Parameters	85
S1.4	ASME Code Primary Membrane Stress Criteria	86
S1.5	Pressure Testing.....	86
S1.6	Nondestructive Examination.....	87
Supplement 2	Safety Valves on the Low-Pressure Side of Steam Pressure-Reducing Valves	88
S2.1	Scope	88
S2.2	Safety Valve Capacity	88
S2.3	Calculation of Safety Valve Relieving Capacity	89
S2.4	Steam Flow When Flow Coefficients Are Not Known	93
S2.5	Two-Stage Pressure-Reducing Valve Stations	93
Supplement 3	Installation of Liquid Carbon Dioxide Storage Vessels	95
S3.1	Scope	95
S3.2	General Requirements Storage Tank Location	95
S3.2.1	General Requirements (Enclosed and Unenclosed Areas)	95
S3.2.2	Unenclosed Area LCDSV Installations	96
S3.2.3	Enclosed Area LCDSV Installations	96
S3.3	Fillbox Location / Safety Relief/Vent Valve Circuit Termination	96
S3.4	Gas Detection Systems	97
S3.5	Signage	97
S3.6	Valves, Piping, Tubing and Fittings	98
S3.6.1	System Description	99
Section 7	NBIC Policy for Metrication	103
7.1	General	104
7.2	Equivalent Rationale	104
7.3	Procedure for Conversion	104
7.4	Referencing Tables	105
Section 8	Preparation of Technical Inquiries to the <i>National Board</i> <i>Inspection Code Committee</i>	109
8.1	Introduction	110
8.2	Inquiry Format	110
8.3	Code Revisions or Additions	111
8.4	Code Interpretations	111
8.5	Submittals	112
Section 9	Glossary of Terms	113
9.1	Definitions	114
Section 10	NBIC Approved Interpretations	121
10.1	Scope	122
10.2	Index of Interpretations.....	122
10.3	Subject Index of Interpretations.....	125
Section 11	Index	129

2011 NBIC
PART 1, SECTION 1
INSTALLATION – GENERAL GUIDELINES

PART 1, SECTION 1 INSTALLATION — GENERAL GUIDELINES

1.1 INTRODUCTION

The proper installation of boilers, pressure vessels, piping, and other pressure-retaining items is essential for safe and satisfactory operation. The owner-user is responsible for ensuring that installations meet all the requirements of the Jurisdiction at the point of installation including licensing, registration, or certification of those performing installations. NBIC Part 1, identifies minimum safety requirements for installing pressure-retaining items when NBIC Part 1, is mandated by a Jurisdiction. Otherwise, the requirements specified in NBIC Part 1, provide information and guidance for installers, contractors, owners, inspectors, and jurisdictions to ensure safe and satisfactory installation of specified pressure-retaining items. Jurisdictions may require other safety standards, including following manufacturer's recommendations. When a Jurisdiction establishes different requirements or where a conflict exists, the rules of the Jurisdiction prevail. Users of NBIC Part 1 are cautioned that other requirements may apply for a particular installation and NBIC Part 1, is not a substitute for sound engineering evaluations.

1.2 PURPOSE

- a) The purpose of these rules is to establish minimum requirements, which, if followed, will ensure that pressure-retaining items, when installed, may be safely operated, inspected, and maintained.
- b) It should be recognized that many of the requirements included in these rules must be considered in the design of the pressure-retaining item by the manufacturer. However, the owner-user is responsible for ensuring that the installation complies with all the applicable requirements contained herein. Further, the installer is responsible for complying with the applicable sections when performing work on behalf of the owner-user.

1.3 APPLICATION OF THESE RULES

- a) As referenced in lower case letters, the terms "owner," "user," or "owner-user" means any person, firm, or corporation legally responsible for the safe operation of the boiler, pressure vessel, piping, or other pressure-retaining item. Further, where the term "owner" is used, it shall mean the owner, or user, or the owner's or user's designee.
- b) Where the owner is required to perform an activity, it is intended that the owner or the owner's designee may perform the activity; however, the owner retains responsibility for compliance with these rules.
- c) These rules refer to documentation obtained from the Jurisdiction (installation permit, operating permit). It is not intended to require the Jurisdiction to issue such permits but rather a caution to owners and installers that such permits may be required.