

IN-LB

Inch-Pound Units

SI

International System of Units

ACI 546.2R-20

Guide to Underwater Repair of Concrete

Reported by ACI Committee 546



American Concrete Institute
Always advancing



Guide to Underwater Repair of Concrete

Copyright by the American Concrete Institute, Farmington Hills, MI. All rights reserved. This material may not be reproduced or copied, in whole or part, in any printed, mechanical, electronic, film, or other distribution and storage media, without the written consent of ACI.

The technical committees responsible for ACI committee reports and standards strive to avoid ambiguities, omissions, and errors in these documents. In spite of these efforts, the users of ACI documents occasionally find information or requirements that may be subject to more than one interpretation or may be incomplete or incorrect. Users who have suggestions for the improvement of ACI documents are requested to contact ACI via the errata website at <http://concrete.org/Publications/DocumentErrata.aspx>. Proper use of this document includes periodically checking for errata for the most up-to-date revisions.

ACI committee documents are intended for the use of individuals who are competent to evaluate the significance and limitations of its content and recommendations and who will accept responsibility for the application of the material it contains. Individuals who use this publication in any way assume all risk and accept total responsibility for the application and use of this information.

All information in this publication is provided “as is” without warranty of any kind, either express or implied, including but not limited to, the implied warranties of merchantability, fitness for a particular purpose or non-infringement.

ACI and its members disclaim liability for damages of any kind, including any special, indirect, incidental, or consequential damages, including without limitation, lost revenues or lost profits, which may result from the use of this publication.

It is the responsibility of the user of this document to establish health and safety practices appropriate to the specific circumstances involved with its use. ACI does not make any representations with regard to health and safety issues and the use of this document. The user must determine the applicability of all regulatory limitations before applying the document and must comply with all applicable laws and regulations, including but not limited to, United States Occupational Safety and Health Administration (OSHA) health and safety standards.

Participation by governmental representatives in the work of the American Concrete Institute and in the development of Institute standards does not constitute governmental endorsement of ACI or the standards that it develops.

Order information: ACI documents are available in print, by download, through electronic subscription, or reprint and may be obtained by contacting ACI.

Most ACI standards and committee reports are gathered together in the annually revised the ACI Collection of Concrete Codes, Specifications, and Practices.

American Concrete Institute
38800 Country Club Drive
Farmington Hills, MI 48331
Phone: +1.248.848.3700
Fax: +1.248.848.3701

www.concrete.org

Guide to Underwater Repair of Concrete

Reported by ACI Committee 546

Peter Barlow,* Chair

Chris White, Secretary

Michael M. Chehab
Kevin Conroy
Marwan A. Daye
Michael J. Garlich*
Paul E. Gaudette
Timothy R. W. Gillespie

Matthew R. Hansen
Susan Isble
Lawrence F. Kahn
Brian F. Keane
Kenneth M. Lozen
John S. Lund

James E. McDonald
Terrence McDonald
Jay H. Paul
Johan L. Silfwerbrand
Michael M. Sprinkel
Aamer H. Syed

George I. Taylor
Joseph E. Tomes
David A. VanOcker
Kurt Wagner
David W. Whitmore*

*Subcommittee members who prepared this guide.

Consulting Members

Peter Emmons
Fred R. Goodwin
Harald G. Greve

Noel P. Mailvaganam
Kevin A. Michols
Richard Montani

Don T. Pyle
Nicholas R. Triandafilou
Patrick M. Watson

This document provides guidance on the selection and application of materials and methods for the repair and strengthening of concrete structures under water. An overview of materials and methods for underwater repair is presented as a guide for making a selection for a particular application.

Keywords: anti-washout; cathodic protection; concrete removal; deterioration; diver; formwork; marine placement; pile-jackets; polymer(s); repair; surface preparation; tremie; underwater.

ACI Committee Reports, Guides, and Commentaries are intended for guidance in planning, designing, executing, and inspecting construction. This document is intended for the use of individuals who are competent to evaluate the significance and limitations of its content and recommendations and who will accept responsibility for the application of the material it contains. The American Concrete Institute disclaims any and all responsibility for the stated principles. The Institute shall not be liable for any loss or damage arising therefrom.

Reference to this document shall not be made in contract documents. If items found in this document are desired by the Architect/Engineer to be a part of the contract documents, they shall be restated in mandatory language for incorporation by the Architect/Engineer.

CONTENTS

CHAPTER 1—GENERAL, p. 2

- 1.1—Introduction, p. 2
- 1.2—Scope, p. 3

CHAPTER 2—NOTATION AND DEFINITIONS, p. 3

- 2.1—Definitions, p. 3

CHAPTER 3—CAUSES OF DETERIORATION, p. 3

- 3.1—Introduction, p. 3
- 3.2—Deficient construction practices, p. 3
- 3.3—Marine organisms, p. 4
- 3.4—Chemical attack, p. 4
- 3.5—Corrosion, p. 5
- 3.6—Mechanical damage, p. 6
- 3.7—Freezing and thawing damage, p. 6

ACI 546.2R-20 supercedes ACI 546.2R-10, was adopted August 20, 2020, and was published December 2020.

Copyright © 2020, American Concrete Institute.

All rights reserved including rights of reproduction and use in any form or by any means, including the making of copies by any photo process, or by electronic or mechanical device, printed, written, or oral, or recording for sound or visual reproduction or for use in any knowledge or retrieval system or device, unless permission in writing is obtained from the copyright proprietors.

- 3.8—Salt scaling, p. 7
- 3.9—Scour, p. 7

CHAPTER 4—INVESTIGATION AND EVALUATION, p. 7

- 4.1—Introduction, p. 7
- 4.2—Underwater access technology, p. 7
- 4.3—Visual inspection, p. 8
- 4.4—Tactile inspection, p. 9
- 4.5—Underwater nondestructive testing of concrete, p. 9
- 4.6—Sampling and destructive testing, p. 11
- 4.7—Evaluation, p. 11

CHAPTER 5—PREPARATION FOR REPAIR, p. 12

- 5.1—General, p. 12
- 5.2—Excavation and debris removal, p. 12
- 5.3—Concrete removal, p. 13
- 5.4—Surface preparation, p. 13
- 5.5—Reinforcement preparation, p. 14
- 5.6—Concrete anchors, p. 14

CHAPTER 6—FORMWORK, p. 15

- 6.1—General, p. 15
- 6.2—Rigid forms, p. 15
- 6.3—Semi-rigid forms, p. 17
- 6.4—Flexible forms, p. 18

CHAPTER 7—MATERIALS AND METHODS, p. 20

- 7.1—General considerations, p. 20
- 7.2—Anti-washout admixtures, p. 20
- 7.3—Preplaced-aggregate concrete, p. 21
- 7.4—Tremie concrete, p. 22
- 7.5—Pumped concrete and grout, p. 23
- 7.6—Freefall through water, p. 24
- 7.7—Epoxy grouting, p. 25
- 7.8—Epoxy injection, p. 26
- 7.9—Gloved-hand placement, p. 28
- 7.10—Geomembrane systems, p. 28
- 7.11—Cathodic protection, p. 29
- 7.12—Fiber-reinforced polymers, p. 30

CHAPTER 8—INSPECTION OF REPAIRS, p. 30

- 8.1—Introduction, p. 30
- 8.2—Procedure, p. 30
- 8.3—Documentation, p. 31

CHAPTER 9—REFERENCES, p. 31

- Authored documents, p. 32

CHAPTER 1—GENERAL

1.1—Introduction

The repair of concrete structures under water presents many complex problems. Although the applicable basic repair procedures and materials are similar to those required in typical concrete repair, the harsh environmental conditions and specific problems associated with working under water or in the splash zone area (Fig. 1.1a) create many

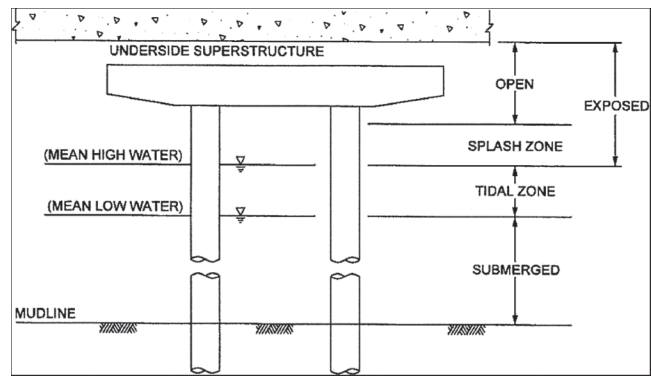


Fig. 1.1a—Repair zones: submerged, tidal, and exposed.

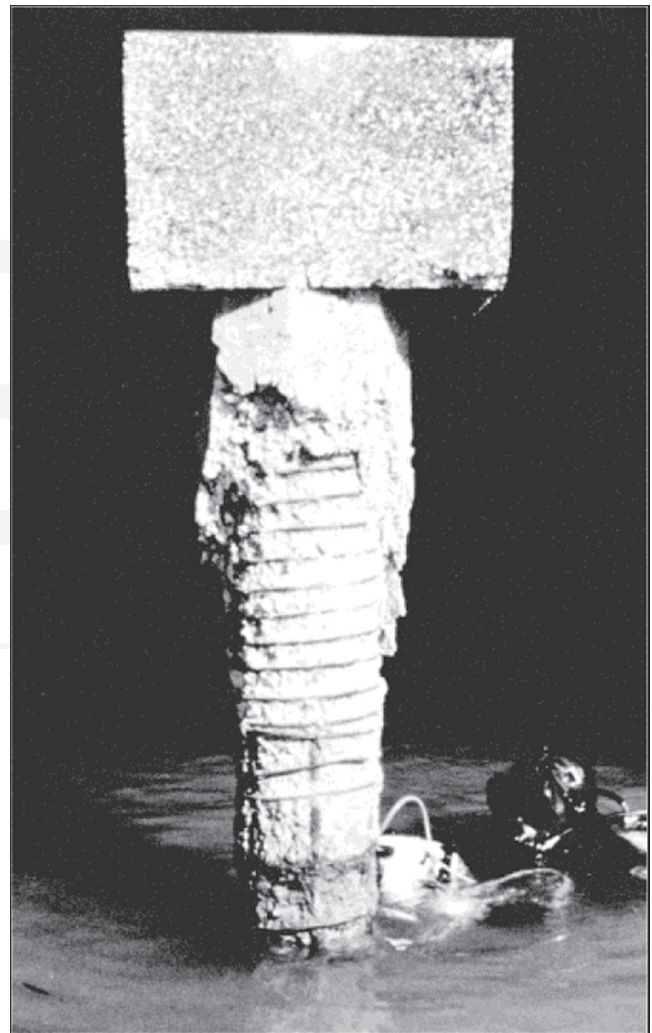


Fig. 1.1b—Deteriorated pile in tidal and exposed zones (image courtesy of M. J. Garlich).

differences. The repair of concrete under water is usually difficult, requiring specialized products and systems, and the services of highly qualified and experienced design professionals and contractors.

Proper evaluation of existing structural condition is the essential first step in designing long-term repairs. To be most effective, the evaluation procedure should begin with a review of historical information on the structure and its envi-




Fig. 1.1c—Advanced deterioration; pile has been cleaned (image courtesy of M. J. Garlich).

ronment, including any changes made to the structure over time and the records of prior on-site inspections or repairs. Accurate repairs can be designed only after the extent of deterioration is documented and the failure mechanism is determined. In addition, proper repair techniques and installation procedures should be followed to produce an optimum repair system.

Water containing oxygen and contaminants can aggressively attack concrete (Fig. 1.1b and 1.1c). Selecting appropriate repair materials and methods, and maintaining quality control not normally associated with repair above water are critical when working in a marine environment. As such, underwater repair of concrete is a specialized and highly technical part of concrete repair technology. Successful repairs can be achieved when these factors are carefully implemented. This guide provides an overview of underwater repair technology to assist the design professional, contractor, and owner in making repair decisions.

1.2—Scope

This guide covers the repair of concrete structures in the splash zone and underwater portions of structures located in lakes, rivers, seas, oceans, and groundwater. Concrete deterioration, investigation and testing procedures, preparation, materials and methodology, and inspection procedures are

described. Design considerations and references for underwater repair of concrete bridges, wharves, pipelines, piers, outfalls, bulkheads, and offshore structures are identified. Scour repair, however, is not included in this guide.

One option for repairing underwater structures is to construct a cofferdam around the structure and remove the water inside the cofferdam. Concrete repairs can then be installed in the dry, as discussed in [ACI 546R](#).

CHAPTER 2—NOTATION AND DEFINITIONS

2.1—Definitions

ACI provides a comprehensive list of definitions through an online resource, “ACI Concrete Terminology.” Definitions provided herein complement that resource.

anti-washout admixture—chemical admixture that reduces the loss of fine materials from cement-based materials when placed in water.

tremie—a pipe extending below water, generally with a funnel-shaped top, through which concrete can be deposited.

CHAPTER 3—CAUSES OF DETERIORATION

3.1—Introduction

Concrete structures located in water are susceptible to various types of deterioration. The type and rate of deterioration depends on various factors including concrete properties, reinforcing type, construction practices, and environmental conditions. Generally, structures located in warm marine (salt water) environments experience more rapid deterioration. In many cases, observed deterioration is the result of several deterioration mechanisms acting concurrently ([Holland et al. 2014](#)).

3.2—Deficient construction practices

Underwater placement of concrete and other materials is often susceptible to deficient construction practices due to the difficult working conditions and the inability to provide adequate inspection during construction. Failure to follow specified procedures and good practice or outright carelessness may lead to construction errors. Typically, most of these errors do not lead directly to failure or deterioration of concrete. Instead, they enhance the adverse impacts of other mechanisms.

Deficient practices include:

- (a) Exceeding the target water-cementitious material ratio (w/cm)
- (b) Inadequate surface preparation
- (c) Improper alignment of formwork
- (d) Improper concrete placement and consolidation
- (e) Improper location of reinforcing steel
- (f) Movement of formwork during placement
- (g) Premature removal of forms or shores
- (h) Settlement of the concrete during hardening

Each of these construction errors is discussed in [USACE \(1995\)](#).

One deficiency observed in marine structures is tension cracking of precast concrete piling, resulting from improper